

H. E. Leman Rifle plan#Plan-Leman

Neatly drawn and dimensioned, our full scale drawing will simplify assembly of a classic halfstock "trade rifle" in the style of Henry Eicholtz Leman. His Lancaster, Pennsylvania factory made rifles for trade to westbound settlers.

Prized by the Indians, Leman fullstock and halfstock rifles are highly collectible, today. We offer pre-inlet stocks, locks, barrels and all the castings needed to build this rifle, in several popular variations.

#Plan-Leman H. E. Leman rifle plan **only \$ 6.50**

Hawken Rifle, fullstock plan#Plan-Hawken-Fullstock

Our newly revised plan drawing shows details of the classic early Hawken fullstock rifle including stock profile views and colored images of a professionally made rifle.

#Plan-Hawken-Fullstock Fullstock Hawken rifle plan **only \$ 6.50**

Hawken Rifle plan, halfstock#Plan-Kit-Carson

This plan shows both the classic late Hawken halfstock rifle and the earlier fullstock Hawken rifle. Both guns are shown on the same plans, in separate views, to illustrate the similarities. You may wish to combine elements of each in your work. We stock the parts you need to build a full or half stock Hawken rifle.

#Plan-Kit-Carson Hawken rifle plan **only \$ 6.50**

J & S Hawken Pistol plan#Plan-HP

Replicate the very rare Hawken pistol. Our plans list the required part numbers, assembly suggestions, and popular variations.

#Plan-HP Hawken pistol plan **only \$ 3.50**

Northwest Indian Trade Musket plan#Plan-NW

Our Northwest Gun plans are illustrated in this full size plan drawing. Modeled after an original gun marked "Barnett - 1816", this is an earlier, more graceful trade gun than most other replicas made today. The 2" wide buttplate, large bow triggerguard, and tapered octagon and round barrel are unique to the Northwest gun.

We stock the parts you need for all these projects. Our replica trade gun, built from our parts, is on display in our shop.

#Plan-NW Northwest Trade Gun plan **only \$ 6.50**

English Fowler plan#Plan-Fowler

Our plan illustrates a circa 1750 to 1760 style English fowler. Includes suggestions for variations of triggerguard, thumbpiece, sideplate, fixed or hooked breech and engraving shown. We stock all the parts you need for this project, and it is one of the easiest we offer. This new plan drawing includes helpful assembly instructions for the novice builder.

#Plan-Fowler English Fowler plan **only \$ 6.50**

Tulle "fusil de chasse" plan#Plan-Tulle

An early civilian, fur trade and military gun built to standard specifications, was hand made, at the arsenal in Tulle, France. Our plans depict a classic "fusil de chasse" and incorporate the best features of many surviving relics. It illustrates our parts, fully inlet pre-carved stock, possible modifications and suggested variations that you may wish to include in your own gun.

#Plan-Tulle Tulle "fusil de chasse" plan **only \$ 6.50**

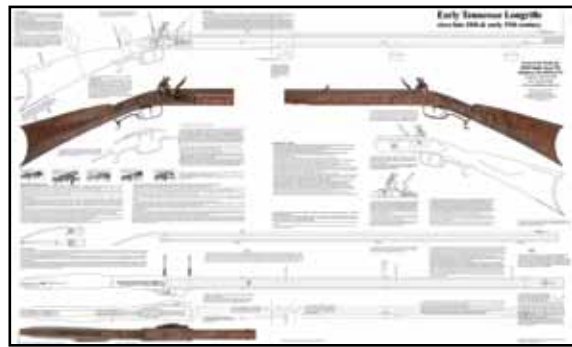
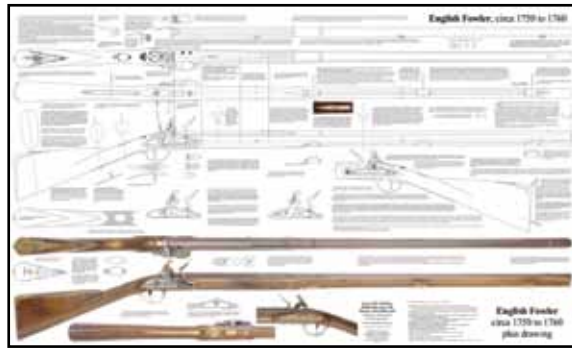
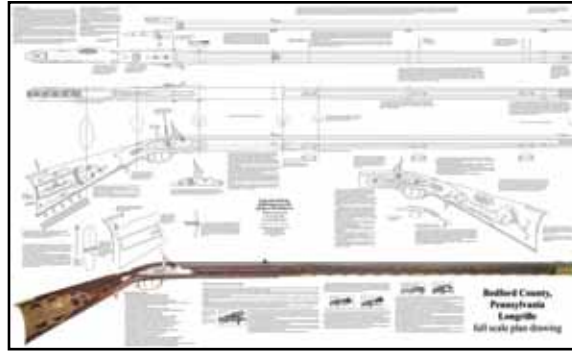
Henry Nock's Patent Breech drawing#Plan-Nock

Henry Nock was granted a patent in April, 1757, for his clever "false breech", which improved ignition and increased velocity in flint guns.

Similar to a modern Diesel "pre-ignition chamber", later percussion breeches were modeled after his design.

We offer this patent drawing reprint, which shows his powder chamber and flash hole liner installation technique, inside and out.

#Plan-Nock Henry Nock's Patent **only \$ 1.00**



Jaeger Rifle plan#Plan-Jaeger

Full scale blueprint drawing of an American style "Jaeger" rifle. This transitional piece is shown with our 31" swamped Jaeger barrel, and our matching pre-inlet stock. Except for the length, it is identical in construction and design to our "Edward Marshall" pre-inlet stock using our 37" swamped barrel. Very similar to the early rifles made at the Christian's Spring, Pennsylvania gun shop of Andreas Albrecht.

We offer a pre-inlet Jaeger stock for our "acanthus leaf" buttplate, which can be assembled from these plans.

#Plan-Jaeger Jaeger rifle plan **only \$ 6.50**

Hessian Jaeger Rifle, by T. W. Pistor#Plan-Hessian

This plan depicts a military styled Jaeger rifle, used by Hessian troops, during the American Revolution. This set of plans, drawn by W. Nock, shows every part in several views, at full scale. The original rifle was made by T. W. Pistor. All parts for the flint lock and furniture are now available, as wax castings moulded directly from original parts.

#Plan-Hessian T. W. Pistor rifle plan **only \$ 5.50**

Long Land Brown Bess#Plan-Bess

Britain's Board of Ordnance was restructured after 1713. The Board developed a network of makers to supply components. After 1727, arms were made to the "Kings Pattern" rather than after those made by independent gun makers. This musket is commonly referred to today as the *First Model Brown Bess*.

To avoid confusing "Long Land" or "Short Land" pattern terms, types are described by the year they were first produced. Three early variations are included in this set of full scale plans:

1730 style, sometimes dated 1729, or First Model Bess.

1742 style, which added a pan bridle to the First Model Bess.

1756 style, features parts later incorporated into the Second Model.

Pre-inlet stocks, barrels, lock parts, and furniture cast directly from originals are now in stock, an advanced gunmaking project.

#Plan-Bess Long Land Brown Bess plan **only \$12.00**

U. S. Model 1803 "Harper's Ferry" plan#Plan-US-1803 or 1814

Full size plans of an original US Model 1803 "Harper's Ferry" rifle. These fine rifles were hand made to a standard pattern. Three variations are known. The later 1814 variation is more common, and is discussed in the plans. We offer all the castings for all three versions, moulded directly from original rifle parts. Using our parts you can restore your fine original rifle, or make a correct replica using our shaped and pre-inlet walnut stock and octagon-to-round .54 caliber barrel by Colerain.

#Plan-US-1803 U. S. 1803 Harper's Ferry rifle plan **only \$ 5.50**

#Plan-US-1814 U. S. 1814 Harper's Ferry rifle plan **only \$ 5.50**

English Sporting Rifle plan#Plan-English

Full scale drawing of a London style sporting rifle, made using our best English rifle parts. This is a complex design, but easily assembled, once you understand the many peculiar construction techniques used by the London and Birmingham makers. These are not untested plans. We have this exact sporting rifle, replicated by Mike Hayes.

#Plan-English English Sporting rifle plan **only \$ 5.50**

Purdey Rifle plan, from an original antique#Plan-Purdey

Highly detailed blueprint of an original antique Sporting Rifle in Purdey's unique style. Tiny features and unusual construction techniques are shown. Patterns for making much of the hardware, such as forging the buttplate and triggerguard are shown.

#Plan-Purdey Purdey rifle plan **only \$ 5.50**